








MACHEREY-NAGEL

NucleoSpin[®] Bead Tubes and MN Bead Tube Holder



NucleoSpin® Bead Tubes

	Type	Content	REF	Recommended for	To be used with	In conjunction with
	A	0.6–0.8 mm ceramic beads	740786.50	Soil, sediments, stool	NucleoSpin® Soil, NucleoSpin® Stool (included)	MN Bead Tube Holder (REF 740469) on a Vortex-Genie® 2 or with a mixer mill (Retsch®)
	B	40–400 µm glass beads	740812.50	Bacteria	NucleoSpin® Microbial DNA (included)	MN Bead Tube Holder (REF 740469) on a Vortex-Genie® 2 or with a mixer mill (Retsch®)
	C	1–3 mm corundum	740813.50	Yeast	NucleoSpin® Microbial DNA (optional)	MN Bead Tube Holder (REF 740469) on a Vortex-Genie® 2 or with a mixer mill (Retsch®)
	D	3 mm steel beads	740814.50	Insects	NucleoSpin® DNA Insect, NucleoSpin® Lipid Tissue (included)	MN Bead Tube Holder (REF 740469) on a Vortex-Genie® 2 or with a mixer mill (Retsch®)*
	E	40–400 µm glass beads + 3 mm steel beads	740815.50	Hard-to-lyse bacteria within insect or tissue samples	NucleoSpin® DNA Insect, NucleoSpin® Lipid Tissue (optional)	MN Bead Tube Holder (REF 740469) on a Vortex-Genie® 2 or with a mixer mill (Retsch®)*
	F	1–3 mm corundum + 3 mm steel beads	740816.50	Challenging tissues, e.g., spleen, lung	NucleoSpin® DNA RapidLyse (optional)	MN Bead Tube Holder (REF 740469) on a Vortex-Genie® 2 only!
	G	5 mm steel beads	740817.50	Plant material	NucleoSpin® RNA Plant and Fungi (optional)	A mixer mill (Retsch®)*

*If using a bead mill, respect warnings in the NucleoSpin® Bead Tubes user manual!

Trademarks: Retsch® is a registered trademark of Retsch GmbH. Vortex-Genie® is a registered trademark of Scientific Industries. NucleoSpin® is a registered trademark of MACHERY-NAGEL GmbH & Co KG.